

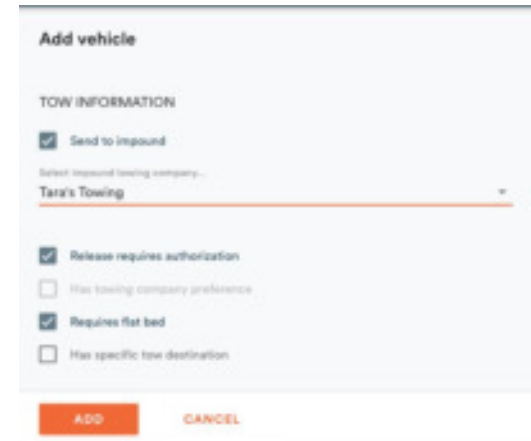
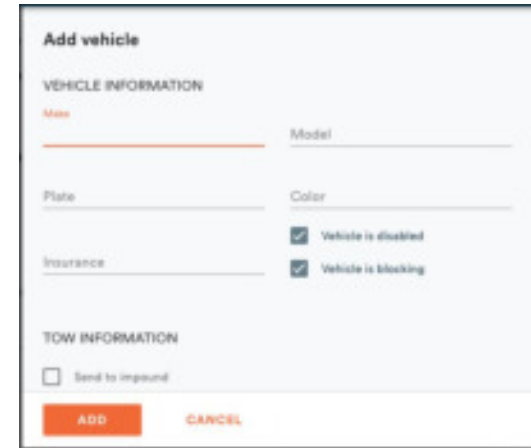
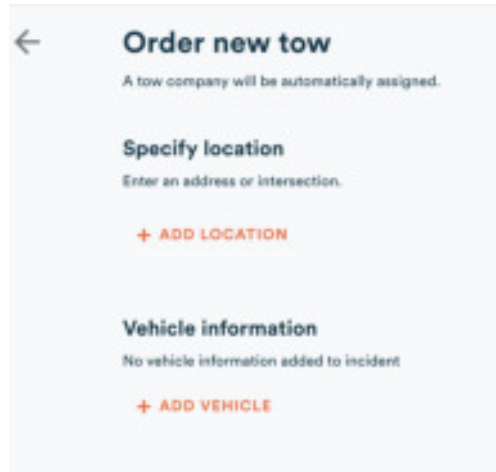
CurbsidesSOS How To - Order A Tow

You've just received a call from a motorist stranded on the side of the road or a local officer has called in for a tow, follow the below steps to send out a tow truck to the scene.

Step 1: Click on the orange "+New Tow Order" button.

Step 2A: Fill in the Tow Order information.

Step 2B: Add in Vehicle information of the car that needs to be towed.



Step 2C: Enter the location of the vehicle. Try to be as specific as possible because the directions are sent directly to the Tow Truck driver.

Step 3: Fill in the Incident details. You'll want to fill in the Department, Incident number, Incident type, and the Officer reporting.

Step 4: Once everything is filled in fully, click the orange "Submit Order" button on the bottom left hand corner of your screen.

Once the New Tow Order is submitted, it is sent out to the Tow Company you selected or to all the Tow Companies in the network and the nearest one will have the ability to pick up the job.